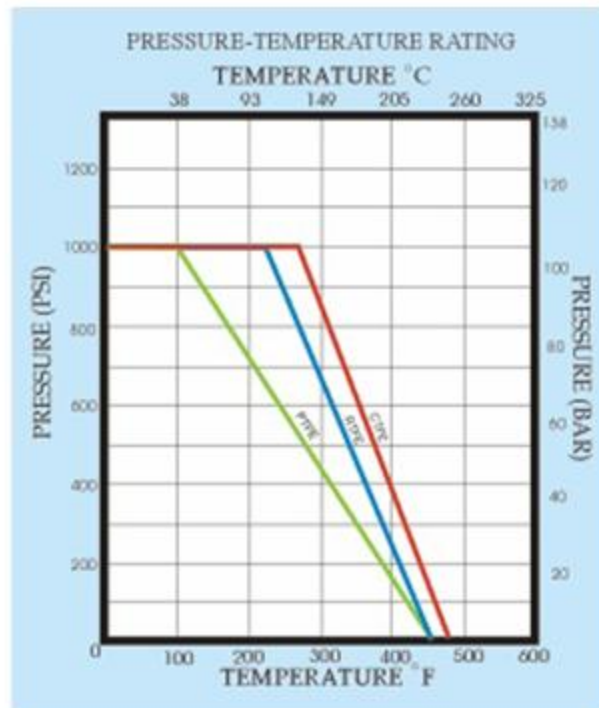


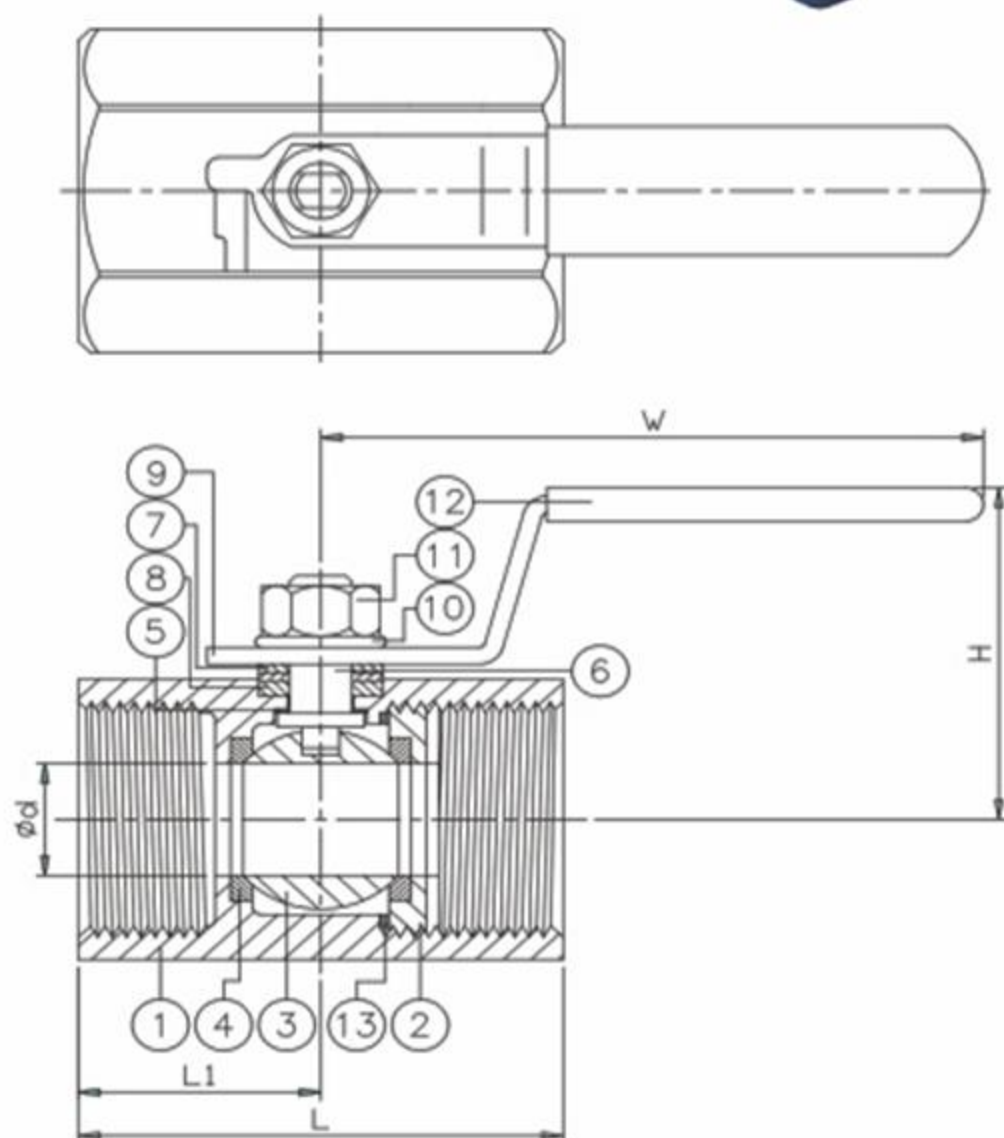
Applicable standard	
Test and inspection	API 598



FEATURES

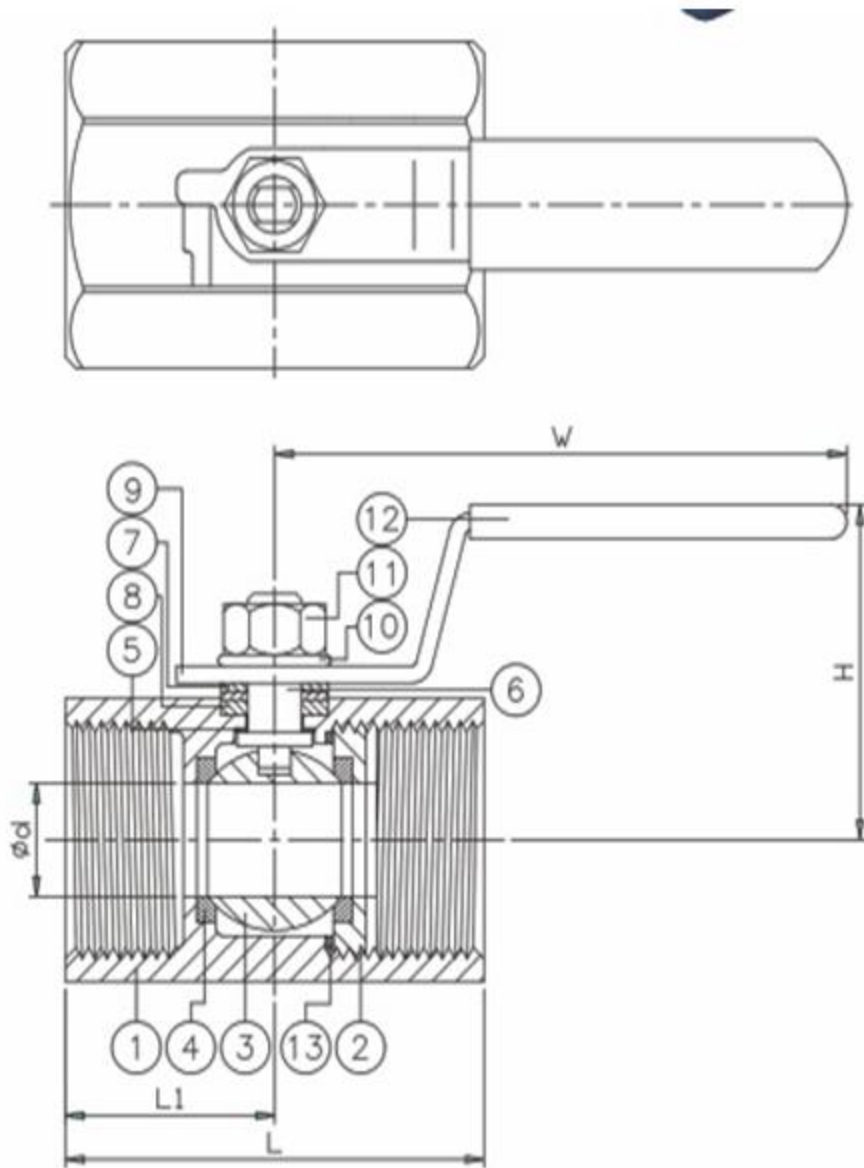
- * The thread ends conform to ASME B1.20.1 (NPT) DIN 2999 & BS 21 ISO 228/1 & ISO 7/1
- * Investment casting
- * Blow-out-proof stem

- * Reduce port
- * 800 W.O.G / PN 50 (option)
- * PTFE/RTFE seat
- * Cam lock handle (option)
- * Polished-2017P (option)



ITEM	PARTS	MATERIAL	
1	BODY	ASTM A351- CF8M 1.4408	ASTM A351- CF8 1.4308
2	RETAINER		
3	BALL		
4	BALL SEAT	PTFE/RTFE	
5	THRUST WASHER		
6	STEM	ASTM A276- 316	ASTM A 276-304
7	GLAND		
8	PACKING	PTFE	
9	HANDLE	AISI 304	
10	HANDLE WASHER		
11	HANDLE NUT		
12	PLASTIC COVER	PVC	
13	BODY SEAL	PTFE	

* RTFE = 15% GLASS FIBER + TFE



PN 63

DN	L	L1	H	W	d	WEIGHT (kg)
8	40	20	33	75	5	0.08
10	44.. 5	22	37	75	8	0.11
15	57	28.5	45	88	9	0.2
20	59.3	29.5	47	88	12.5	0.32
25	72.5	36	53	105	16	0.45
32	78	39	56	105	20	0.77
40	84	42	70	130	25	0.99
50	100	50	75	130	32	1.61

1000WOG

unit mm

NPS	L	L1	H	W	d	WEIGHT (lb)
¼ "	1.57	0.79	1.30	2.95	0.20	0.18
⅜ "	1.75	0.87	1.46	2.95	0.31	0.24
½ "	2.24	1.12	1.77	3.46	0.35	0.44
¾ "	2.33	1.16	1.85	3.46	0.49	0.71
1 "	2.85	1.42	2.09	4.13	0.63	0.99
1 - ¼ "	3.07	1.54	2.20	4.13	0.79	1.70
1 - ½ "	3.31	1.65	2.76	5.12	0.98	2.18
2 "	3.94	1.97	2.95	5.12	1.26	3.55